

Tapered Roller Bearings

Interchangeability

Bearings designated as E J (E prefix and J suffix) comply with ISO standards in sub-unit dimensions. The cups and cones of these bearings are internationally interchangeable.

Inch-dimensioned Series

NACHI manufactures inch-dimensioned series Tapered Roller Bearings to ABMA (ANSI) standards.

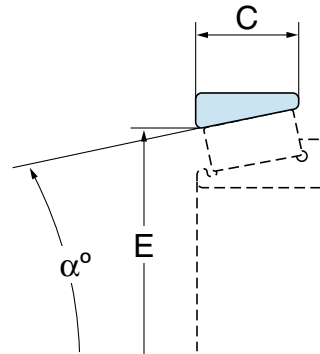


Fig 1. Sub-unit dimensions

α : Contact angle

C : Cup width

E : Cup small inside diameter



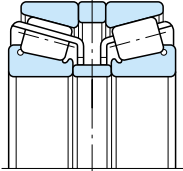
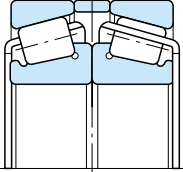
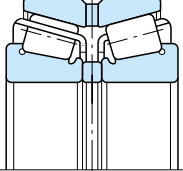
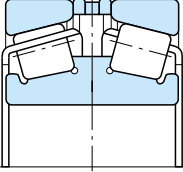


Combination and Double-row Tapered Roller Bearings

When radial loads act on a Tapered roller bearing, an axial load is generated from the reaction of the internal contact angle of the bearing. This induced axial load creates a separating force on the cup and cone which is normally offset by mounting Tapered roller bearings in pairs or as multi-row sets.

Table 1 shows combination and double-row mounting of Tapered roller bearings.

Table 1. Double-row Tapered Roller Bearing Configurations and Features

Series or Configuration	Cross section	Example Bearing Number	Adjustment
Back-to-back (DB mounting)		E32208JDB10	Combination of two standard single-row Tapered roller bearings. Two mounting systems are used; one using preset spacers, and the other requiring adjustment using either torque or end-play control.
Face-to-face (DF mounting)		E32208JDF	
KBE KDE		150KBE030	Either double inner or outer ring. Adjustment is normally done using spacers. If spacers are not used, please contact NACHI for end-play specifications.
KBD		150KBD030	